

Colours and Materials



Colours and Materials

Standard

WALLS – EXTERNAL

WALL TRIMS – EXTERNAL

DOOR FRAMES

DOORS

LOUVRES

ROOF AND ROOF TRIMS

ROOF FRAMING AND VERANDAH COLUMNS


WALLS - INTERNAL



Dover White™
Classic finish
SA = 0.28




Surfmist®
Classic finish
SA = 0.33




Surfmist®
Classic finish
SA = 0.33




Southerly®
Classic finish
SA = 0.40




Dune®
Classic finish
SA = 0.48




Paperbark®
Classic finish
SA = 0.43




Classic Cream™
Classic finish
SA = 0.33




Shale Grey™
Classic finish
SA = 0.44




Bluegum®
Classic finish
SA = 0.57




Windspray®
Classic finish
SA = 0.60




Gully®
Classic finish
SA = 0.64




Jasper®
Classic finish
SA = 0.67




Wallaby®
Classic finish
SA = 0.64




Basalt®
Classic finish
SA = 0.67




Woodland Grey®
Classic finish
SA = 0.70




Monument®
Classic finish
SA = 0.73




Night Sky®
Classic finish
SA = 0.95




Ironstone®
Classic finish
SA = 0.73




Deep Ocean®
Classic finish
SA = 0.74



Cottage Green®
Classic finish
SA = 0.73



Pale Eucalypt®
Classic finish
SA = 0.60



Manor Red®
Classic finish
SA = 0.70

Colorbond Ultra

Upgraded Colorbond material for corrosive marine environments

WALLS – EXTERNAL

WALL TRIMS – EXTERNAL


DOORS

ROOF AND ROOF TRIMS


WALLS - INTERNAL




Surfmist®
SA = 0.33 | SRI 81




Dune®
SA = 0.48 | SRI 60




Shale Grey™
SA = 0.44 | SRI 66




Windspray®
SA = 0.60 | SRI 44



Wallaby®
SA = 0.64 | SRI 39



Woodland Grey®
SA = 0.70 | SRI 31



Monument®
SA = 0.73 | SRI 27

Aluminium Composite Panel (ACP)

WALLS – EXTERNAL

WALL TRIMS – EXTERNAL

WALLS - INTERNAL




Black




Silver

Wood Plastic Composite (WPC) Battens


WALLS – EXTERNAL




Sahara



Black Bean




Jarrah



Silver Gum

Wood-Look Extruded Aluminium Cladding

WALLS – EXTERNAL



Spotted Gum

More colours & options available

Send us a message at info@modusaustralia.com.au to find out about additional options.

Colour Selection Matrix

#	BUILDING ELEMENT	MATERIAL	COLOUR RANGE/S
1	Walls - External	Colorbond Steel	Standard
		Extruded Alum. Cladding	Standard, Wood-look
		Wood Plastic Composite Battens	Wood Plastic Composite
		Aluminium Composite Panel	Aluminium Composite Panel
2	Wall Trims - External	Colorbond Steel	Standard
3	Door Frames	Aluminium	Standard
4	Doors	Colorbond Steel	Standard
5	Louvres	Aluminium	Standard
6	Roof	Colorbond Steel	Standard
7	Roof Trims	Colorbond Steel	Standard
8	Roof Framing and Verandah Columns	Steel, Hot Dip Galvanized	Standard
9	Walls - Internal	Mini-Orb	Standard



Design and construction of public amenity buildings, easily done.



1300 945 930

info@modusaustralia.com.au